


Seeyond
SimpleSpec 300.42™

Installation Manual



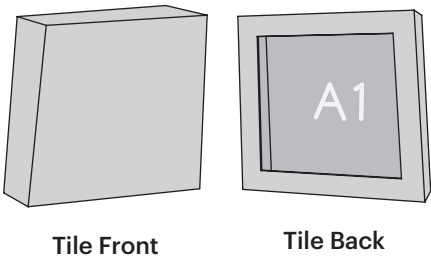
For more information, please visit [3-form.com](https://www.3-form.com) or call 800.726.0126

JUNE 2021 | MAN-RTG-300-42 | REV 004 © 2021 3form, Inc. All rights reserved.

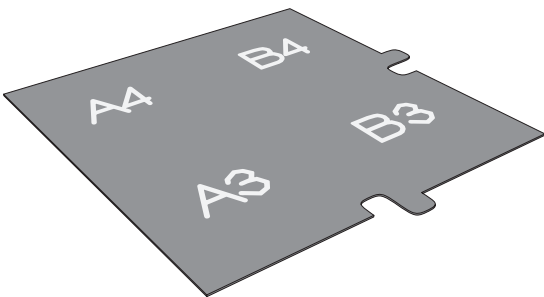
Contents Overview

Seeyond Tiles

The tiles will be labeled on the inside with a Tile ID referencing location (e.g. A1, B1).




Seeyond Backplate



Hardware

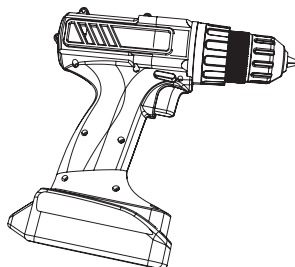


Overview



Installation

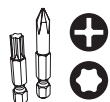
Required Tools



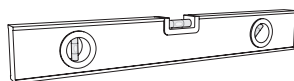
Drill



Drill Bit



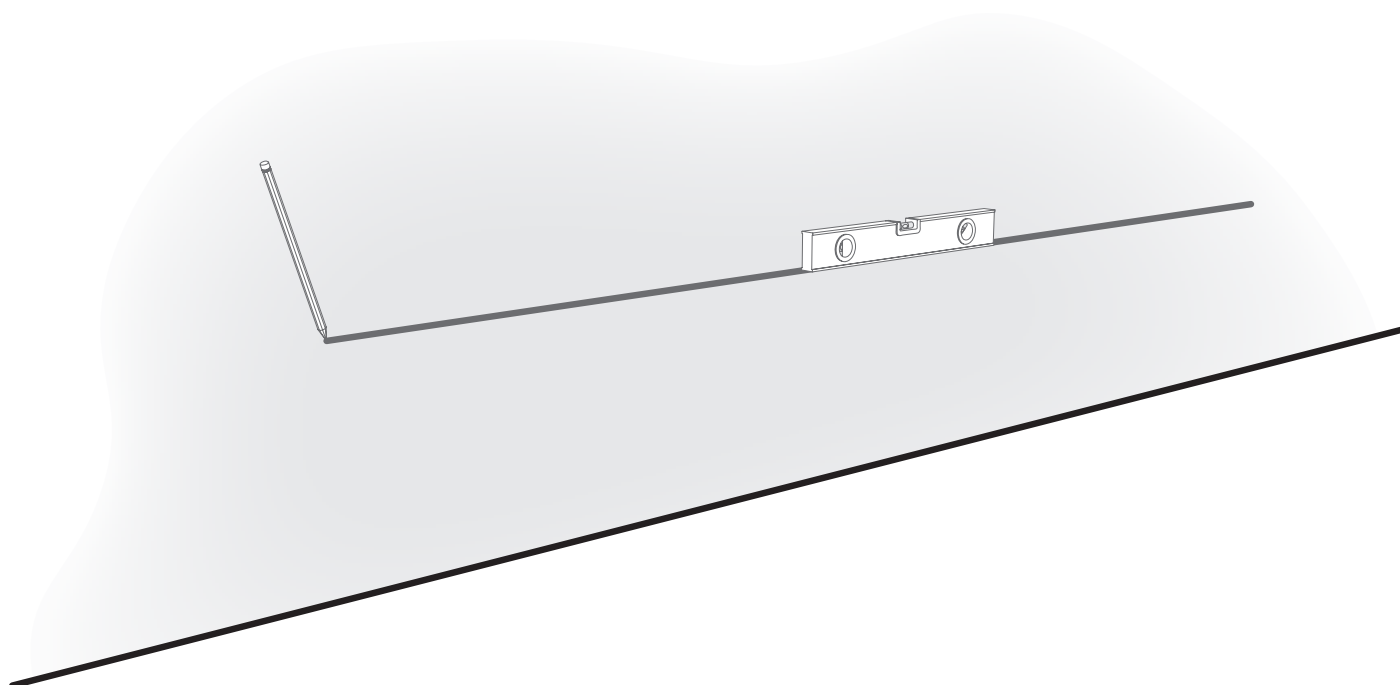
Bits



Level

1 Mark Bottom Line on Wall

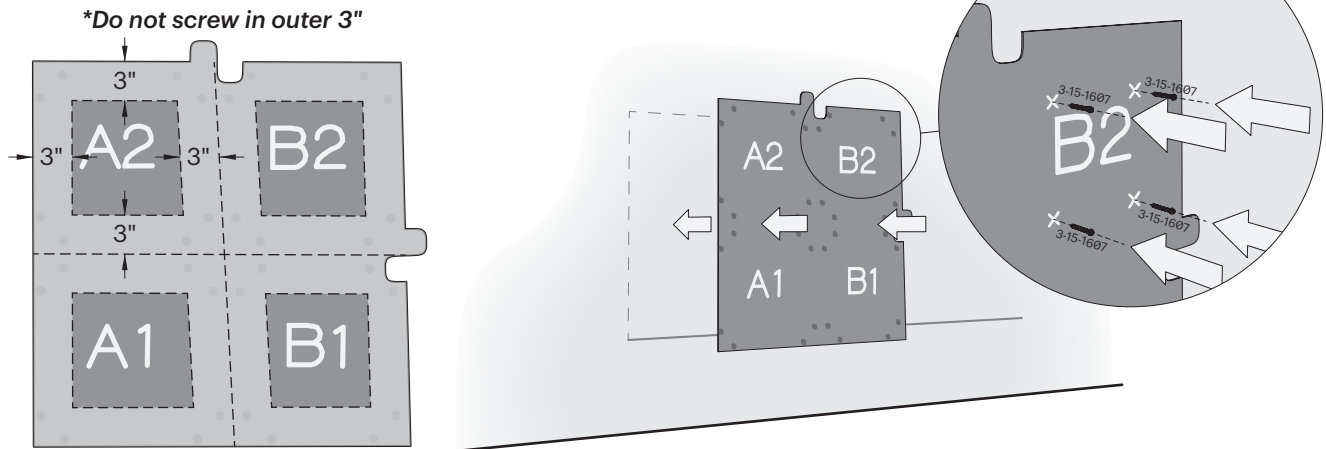
Make sure line is level. Seeyond Tiles will extend $\frac{1}{2}$ " lower than the line that is marked.



Installation

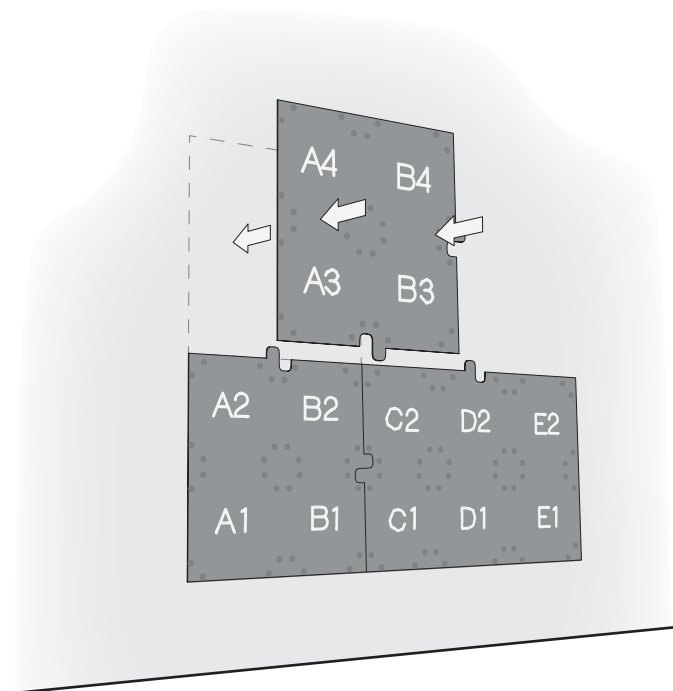
2 Install Backplate to Wall

- a** Start with bottom left back panel, and install from left to right.



Note: If wall is very uneven, fasten to higher points of wall and shim back of shallow areas to keep the back plate on the same plane.

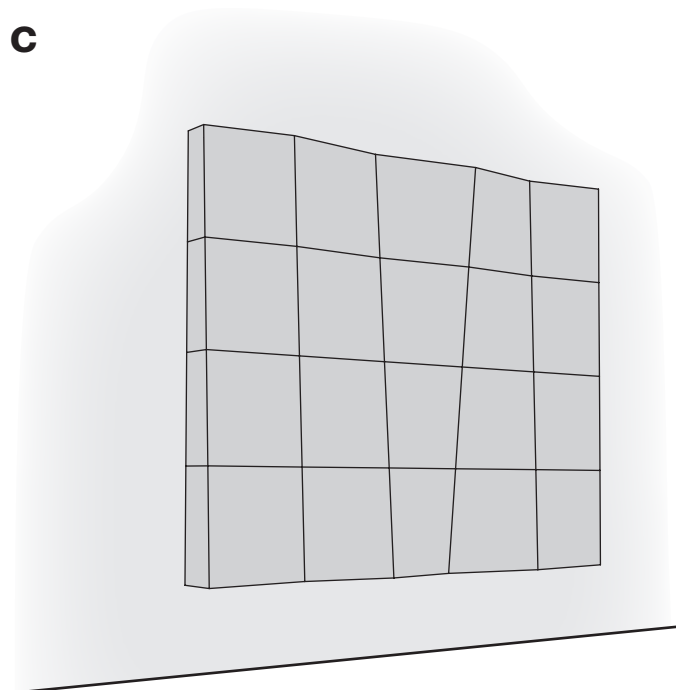
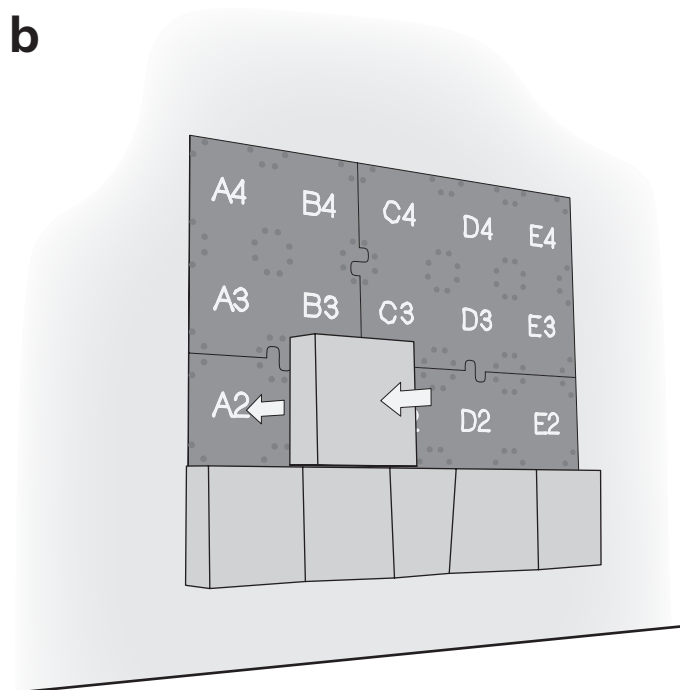
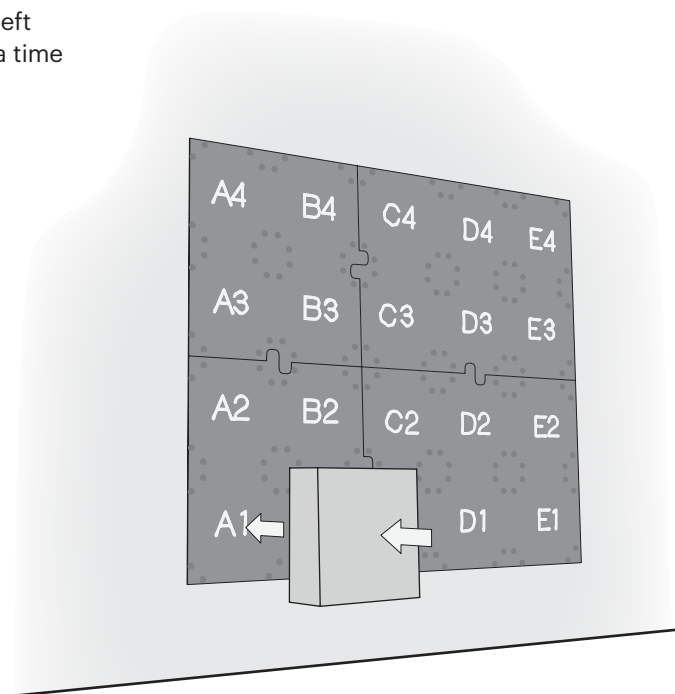
- b** Once this row is installed, work on the next row of backplates.



Installation

3 Install Tiles to Backplate

- a** Starting from the bottom left corner, install tiles one at a time to the wall backplate.



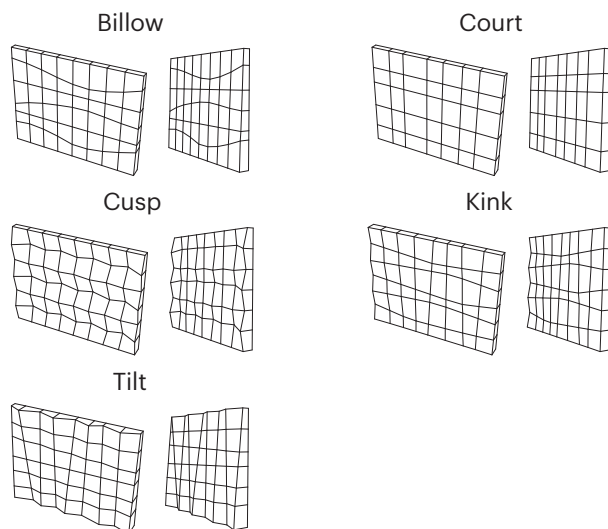
Product Description and Specifications

Create a private space, contain sound, and build a more comfortable environment with this absorptive, modular tile system. Seeyond is a series of lightweight dimensional tiles made from Acoustic Felt and boasts an NRC rating of 1.10. When combined with Acoustic Foam, Seeyond has an NRC of 1.10. Use Seeyond to build walls, divide a space, or create unique features that will leave a lasting impression.

Features and Benefits

- Variety of color options
- 5 base patterns
- Noise Reduction Coefficient (NRC) up to 1.10
- Easy to specify
- Easy to install
- Cost-effective decorative feature

Available Patterns



Available Finishes

Seeyond can be specified in a variety of color options.

See 3form's Sola Felt colors at:

<https://www.3-form.com/materials/sola-felt>

Panel Sizes and Tolerances

Seeyond Tiles are offered in various sizes. All dimensions and squareness are subject to a 2% tolerance.

Panel Weight

Material	Thickness	Weight Per Unit Area
Sola Felt - 1/4" (6mm) Thickness	Average Seeyond Tile - 4" (101.6mm)	0.3 lb/ft² (1.46 kg/m²)

Flammability and Smoke Test Results

- Building Code Approvals

Seeyond Tiles have been independently tested and meet the criteria for approved interior finishes as described in the 2018 International Building Code®.

Test	Sola Felt 1/4" (6mm)	Result
ASTM E84 Flame Spread Smoke Generated	10 105	Class A: 0-25 <450
CAN/ULC 102.2 Flame Spread Smoke Generated	75 200	See Building Code of Canada

Sound Absorption Test Results

Material	Test - ASTM C423-09	Result
Seeyond	NRC (Noise Reduction Coefficient)	1.10
Seeyond	SAA (Sound Absorption Average)	1.09
Seeyond	Alpha-W	1.00

Cleaning Instructions

Seeyond Tiles should be cleaned periodically. A regular, seasonal cleaning program will dramatically help prevent noticeable weathering and dirt build-up.

To remove airborne debris and dust, it is recommended to periodically vacuum Seeyond Tiles. Please note the slight shedding of fibers from the Felt is normal and not indicative of any defect.

To treat liquid stains, remove spills immediately using a clean damp cotton cloth or with detergent soap and warm water. Carpet and fabric cleaners can usually be used; always test an inconspicuous area before the actual stain.

Do:

- Vacuum or use a soft brush to clean Hush Base.

Do not:

- Use strong solvents, highly alkaline or abrasive cleaning agents.
- Do not completely saturate module with cleaning solution or water.